

ART COOL™

ART THAT WORKS



INNOVATIVE COMFORT SOLUTIONS






LG ART COOL™ — THE BRILLIANT MERGING OF FORM AND FUNCTION

Express your individual sense of style while cooling or heating your living or working space with these attractive, duct-free split systems from LG. Available in a variety of finishes—including a customizable model—the interior, wall-mounted unit can be subtle or splashy—it's up to you.

This innovative model allows you to display your favorite image in the customizable picture area. Any drawing, photo or other graphic can be placed in the LG Art Cool™ frame. Showcase artwork, a family portrait or vacation pictures—the choice is yours.

LG Art Cool™ Gallery Inverter duct-free split system is available in 9,000 and 12,000 Btu/h. The system can operate in heating or cooling for all-season comfort.



High Wall Duct-Free Art Cool™ Gallery Inverter



A GALLERY OF OPTIONS

LG's duct-free split single zoned systems are designed to bring cooling or heating comfort to any room in a home, office, school or business. From vintage homes to urban loft settings, you're sure to find just the right look and system to enhance your space.

EASY CHOICES

Select the customizable LG Art Cool™ Gallery Inverter and you'll be limited only by your imagination. Change the picture as often as you wish by simply lifting the front panel up and out, and sliding in the new artwork. LG's Art Cool™ is also available in a mirror finish.

EASY TO USE

LG Art Cool™ products have all the features you look for in an air conditioner. Remote control operation, outstanding air filtration, natural air flow and auto operation modes make these units the ideal choice for home or office.

EASY INSTALLATION

LG Art Cool™ and standard systems are highly flexible and can be retrofitted to most residential and commercial settings. There is no need for costly, time-consuming ductwork or window installation. Plus, the ultra quiet fan and motor make LG duct-free split system a sound choice—even the outdoor condensing unit is quiet and neighbor friendly.



DISTINCTIVE FEATURES FOR DISCERNING CUSTOMERS



INVERTER TECHNOLOGY

Features a quiet and efficient variable speed compressor.

MULTIPLE MODES OF OPERATION

Cooling, fan and dehumidifying modes keep rooms perfectly comfortable.

CHAOS SWING

Random air flow reduces temperature stratification and hot and cold spots.

JET COOL

Quickly cools a room to 65°F by operating at high speed for 30 minutes.

AUTO OPERATION

Provides three levels of comfort with temperature and fan speeds that set automatically.

AUTO SLEEP MODE

Increases temperature setting by 2°F after 30 minutes and again in one hour. The indoor unit shuts off when the timer setting is reached.

24 HOUR ON/OFF TIMER

Turns the unit on or off at preset times assuring you of a room that's the right temperature at the right time. You'll save on energy costs, too!

AUTO RESTART

Unit returns to programmed settings after a power outage.

ULTRA QUIET OPERATION

The outdoor compressor, fan and motor are super quiet and neighbor friendly.

REMOTE CONTROL





Each indoor unit comes with a convenient remote control with LED temperature readout.

DEFROST CONTROL





Shuts down the indoor fan to prevent cold air from circulating in the house, and removes frost from outdoor coil when the outdoor temperature is low.

WORK WITH YOUR CONTRACTOR TO FIND THE PERFECT SOLUTION FOR YOU.









ART COOL™ GALLERY INVERTER SINGLE ZONE

Model #		Btu/h Cool/Heat	SEER	Indoor Unit Dimensions WxHxD (inches)	Indoor Unit Voltage	Outdoor Unit Dimensions WxHxD (inches)	Outdoor Unit Voltage	ENERGY STAR®
LA090HVP		9,000	16	23 5/8 x 23 5/8 x 5 3/4	208-230/60/1	30 5/16 x 21 1/2 x 11 5/16	208-230/60/1	Yes
		10,800						
LA120HVP		11,200	16	23 5/8 x 23 5/8 x 5 3/4	208-230/60/1	30 5/16 x 21 1/2 x 11 5/16	208-230/60/1	Yes
		13,300						














ART COOL™ PREMIER SUPREME EFFICIENCY SINGLE ZONE

Model #		Btu/h Cool/Heat	SEER	Indoor Unit Dimensions WxHxD (inches)	Indoor Unit Voltage	Outdoor Unit Dimensions WxHxD (inches)	Outdoor Unit Voltage	ENERGY STAR®
LS090HYV		9,000	28	34 7/16 X 11 5/8 X 9 1/4	208-230/60/1	34 1/4 x 25 13/16 x 12 5/8	208-230/60/1	Yes
		11,000						
LS120HYV		12,000	26	34 3/8 X 11 5/8 X 9 1/4	208-230/60/1	34 1/4 x 25 13/16 x 12 5/8	208-230/60/1	Yes
		13,600						





ART COOL™ MIRROR HIGH EFFICIENCY SINGLE ZONE

Model #		Btu/h Cool/Heat	SEER	Indoor Unit Dimensions WxHxD (inches)	Indoor Unit Voltage	Outdoor Unit Dimensions WxHxD (inches)	Outdoor Unit Voltage	ENERGY STAR®
LA090HSV2		9,000	20	34 13/16 x 11 1/4 x 8 1/6	208-230/60/1	30 5/16 x 21 1/2 x 11 5/16	208-230/60/1	Yes
		10,800						
LA120HSV2		11,200	20	34 13/16 x 11 1/4 x 8 1/6	208-230/60/1	30 5/16 x 21 1/2 x 11 5/16	208-230/60/1	Yes
		13,300						
LA180HSV2		18,200	20.5	40 9/16 x 12 13/16 x 9 11/16	208-230/60/1	34 1/4 x 31 1/2 x 12 5/8	208-230/60/1	Yes
		22,000						
LA240HSV2		22,000	20	40 9/16 x 12 13/16 x 9 11/16	208-230/60/1	34 1/4 x 31 1/2 x 12 5/8	208-230/60/1	Yes
		27,600						

INVERTER FLEX MULTI DUAL, TRI, AND QUAD-ZONE INDOOR UNITS

Model #		Btu/h		Dimensions WxHxD (inches)	Voltage	ENERGY STAR®
LMN096HVT		9,000		35 1/4 x 11 3/8 x 8 9/32	208-230/60/1	
LMN126HVT		12,000		35 1/4 x 11 3/8 x 8 9/32	208-230/60/1	
LMN186HVT		18,000		40 9/16 x 12 25/32 x 9 27/32	208-230/60/1	
LMAN096HVT		9,000		35 1/4 x 11 3/8 x 8 1/16	208-230/60/1	
LMAN126HVT		12,000		35 1/4 x 11 3/8 x 8 1/16	208-230/60/1	
LMAN186HVT		18,000		40 9/16 x 12 25/32 x 9 21/32	208-230/60/1	
LMDN095HV		9,000		32 9/32 x 7 15/32 x 22 5/8	208-230/60/1	
LMDN125HV		12,000		32 9/32 x 7 15/32 x 22 5/8	208-230/60/1	
LMDN185HV		18,000		43 5/16 x 7 15/32 x 22 5/8	208-230/60/1	
LMCN125HV		12,000	Body	22 7/16 x 8 7/16 x 22 7/16	208-230/60/1	
PT-UQC			Ceiling Grill	27 9/16 x 7/8 x 27 9/16		
LMCN185HV		18,000	Body	22 7/16 x 10 3/32 x 22 7/16	208-230/60/1	
PT-UQC			Ceiling Grill	27 9/16 x 7/8 x 27 9/16		

OUTDOOR UNITS

Model #		Btu/h		Dimensions WxHxD (inches)	Voltage	ENERGY STAR®
LMU187HV		18,000		34 1/4 x 31 13/16 x 12 19/32	208-230/60/1	Yes
LMU247HV		24,000		34 1/4 x 31 13/16 x 12 19/32	208-230/60/1	Yes
LMU369HV		36,000		35 7/16 x 45 7/8 x 14 9/16	208-230/60/1	Yes
LMU540HV		54,000		37 13/32 x 54 11/32 x 13	208-230/60/1	



LG Electronics, USA, Inc. HVAC
 11405 Old Roswell Road, Alpharetta, GA 30009
www.lghvac.com | www.lg-dfs.com